

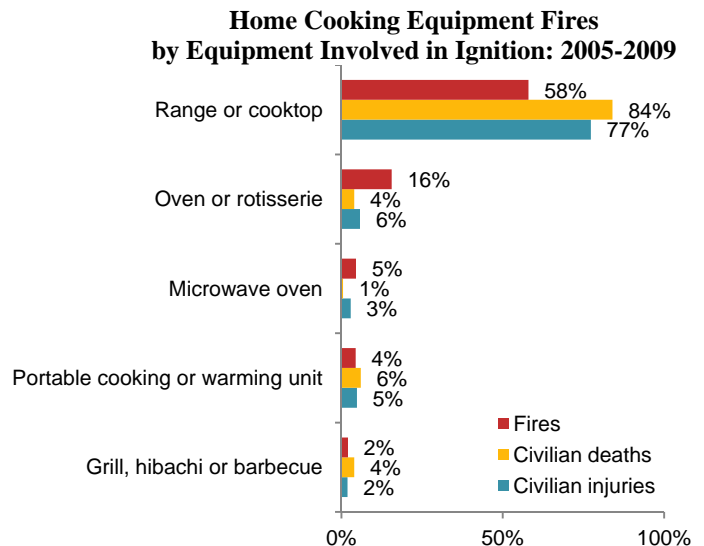


Home Fires Involving Cooking Equipment Fact Sheet

Cooking equipment is the leading cause of home structure fires and associated civilian injuries and the third leading cause of home fire deaths.

During the five year period of 2005-2009:

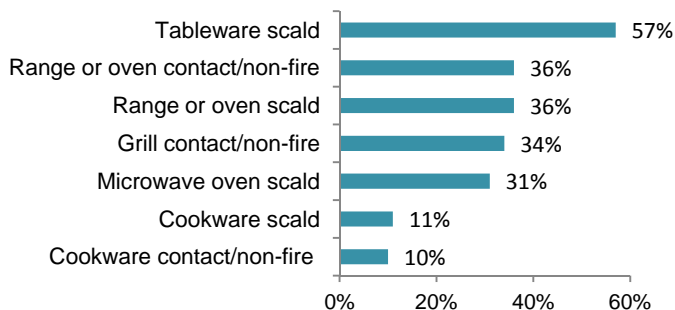
- U.S. fire departments responded to an average of **155,400** home¹ structure fires that involved cooking equipment per year. These fires caused an average of 390 civilian fire deaths, 4,800 civilian fire injuries, and \$771 million in direct property damage.
- Cooking equipment was involved in
 - Two of every five (42%) reported home fires,
 - One of every seven (15%) home fire deaths,
 - Two of every five (41%) of reported home fire injuries, and
 - Eleven percent of the direct property damage resulting from home fires.
- Unattended cooking was by far the leading contributing factor in these fires.
- Clothing was the item first ignited in less than 1% of these fires, but these incidents accounted for 14% of the cooking fire deaths.
- Ranges accounted for the largest share (58%) of home cooking fire incidents. Ovens accounted for 16%.
- Three of every five (58%) reported non-fatal home cooking fire injuries occurred when the victims tried to fight the fire themselves.



- Households that use electric ranges have a higher risk of fires and associated losses than those using gas ranges.
- In a 1999 study of range fires by the U.S. Consumer Product Safety Commission, 83% of frying fires began in the first 15 minutes of cooking.

Non-Fire Cooking Burns

Percent of Non-Fire Cooking-Related Burns Seen at Emergency Rooms in 2009 that Were Incurred by Children under Five Years Old



Source: CPSC's NEISS data, queried in October 2010.

Most burns associated with cooking equipment, cookware, and tableware were not caused by fire or flame.

In 2009, ranges or ovens were involved in an estimated 17,300 thermal burn injuries seen in U.S. hospital emergency rooms.²

- 90% resulted from contact with the hot equipment or some other non-fire source.

Children under five face a higher risk of non-fire burns associated with cooking than of being burned in a cooking fire.

¹Homes include one- or two-family homes, apartments, town houses, row houses, and manufactured housing.

²Data from the Consumer Product Safety Commission's National Electronic Injury Surveillance System, queried in August 2009.



Home Fires Involving Grills Fact Sheet

In 2005-2009, U.S. fire departments responded to an average of 8,200 home¹ fires involving grills, hibachis, or barbecues per year, including an average of 3,400 structure fires and 4,800 outside fires. These 8,200 fires caused annual average of 15 civilian deaths, 120 reported civilian injuries, and \$75 million in direct property damage.

- Almost all the losses resulted from structure fires.
- July was the peak month for grill fires but these incidents occur throughout the year.

Gas vs. Solid-Fueled Grills

Five of every six grills involved in home fires (84%) were fueled by gas while 13% used charcoal or other solid fuel.

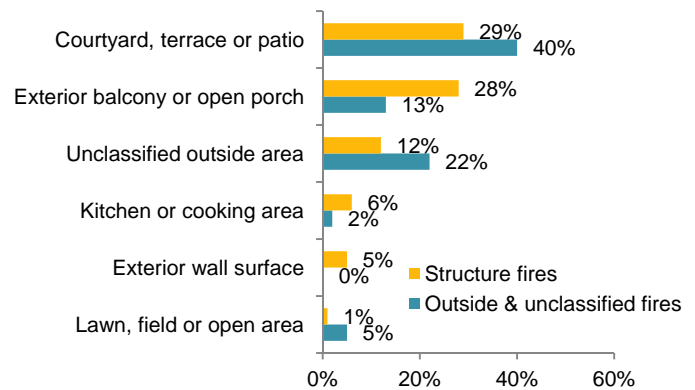
Gas grills were involved in an average of 6,900 home fires per year, including 2,600 structure fires and 4,300 outdoor fires annually.

- Leak or break was the leading factor contributing to gas grill fires.

Charcoal or other solid-fueled grills were involved in 1,100 home fires, including 600 structure fires and 400 outside fires.

- The leading cause of these structure fires was something that could burn being too close to the grill.

Home Grill Fires by Leading Areas of Origin 2005-2009



- More than one-quarter (29%) of the home structure fires involving grills started on a courtyard, terrace, or patio;
- 28% started on an exterior balcony or open porch;
 - 6% began in the kitchen; and
 - 5% started on an exterior wall surface.

Emergency Room Visits Due to Grills

In 2009, 17,700 patients went to emergency rooms because of injuries involving grills.²

Roughly half (9,400) of the injuries were thermal burns.

- Children under five accounted for almost one-quarter (22%) of the thermal grill burns. These were typically contact burns rather than flame burns.
- Roughly one-third of the gas grill injuries were burns incurred while lighting the grill.
- Gasoline or lighter fluid was a factor in roughly one-quarter of the charcoal or wood burning grill burns.

¹Homes include one- or two-family homes, apartments, town houses, row houses, and manufactured housing.

²Data from the Consumer Product Safety Commission's National Electronic Injury Surveillance System, queried in August 2009.